
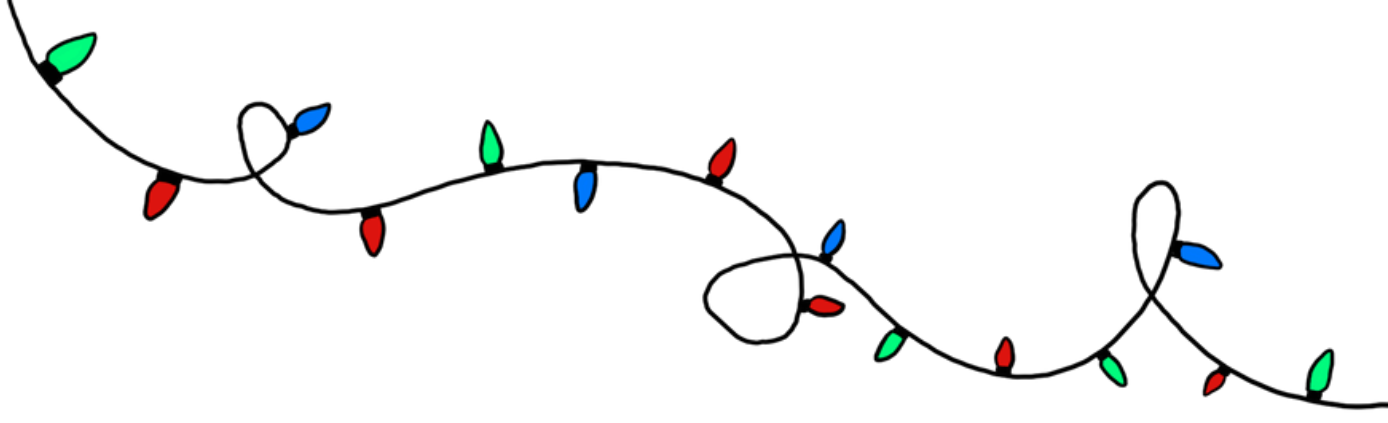


**a guide to the
build-your-own-letters-of-love-kit**



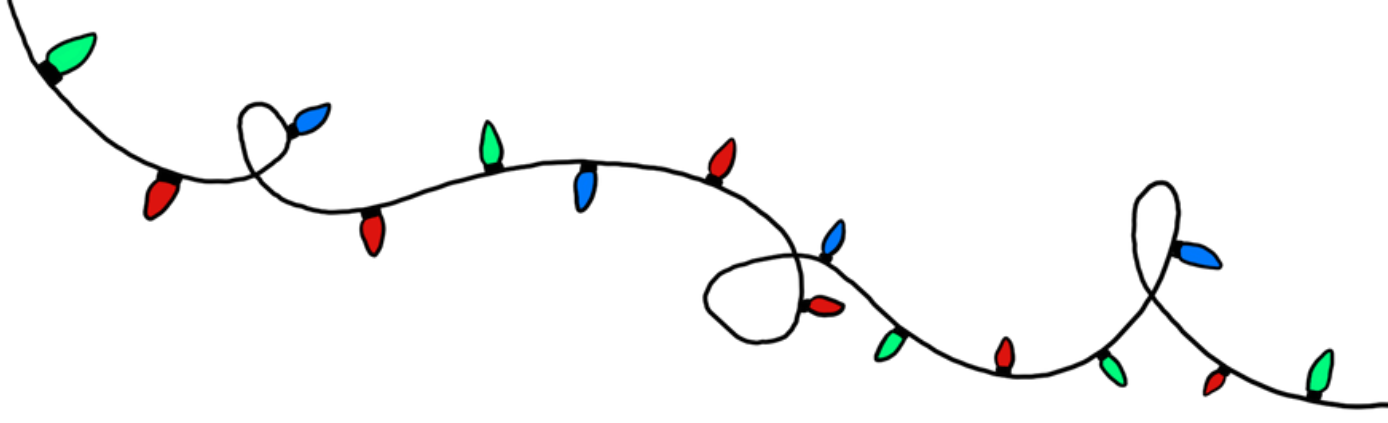


Step 1: Choose the "open when" topics for your 5 letters. Read through the ideas on the next slide. Grab a piece of paper and write down five that you like, you can also come up with your own!

Open when...

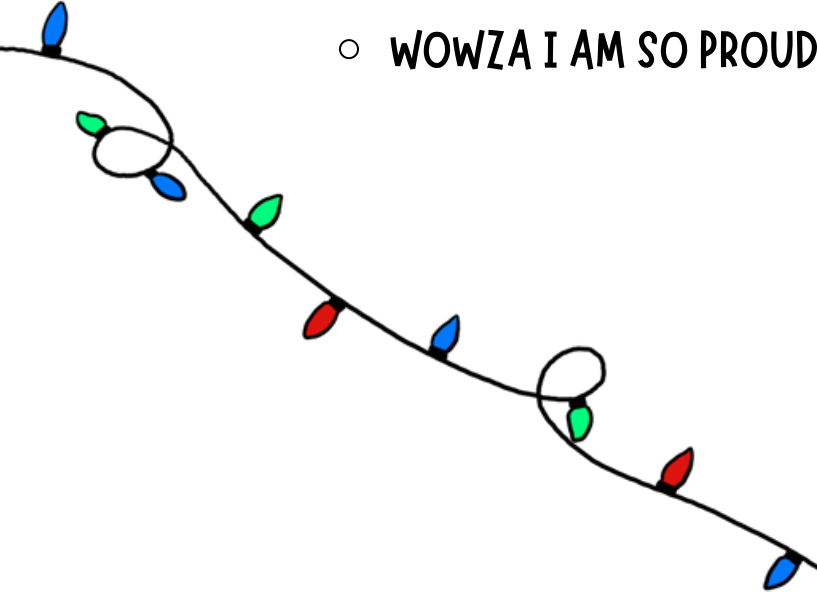
- **You're feeling sad**
- **You need a hug**
- **You're missing me**
- **You want to celebrate**
- **You need some words of affirmation**
- **You need me to tell you how cool/awesome/wonderful you are**
- **You need a reminder of how funny I am**
- **You need a laugh**
- **You need a pick me up**
- **You're tired**
- **You need me to be mad with you**



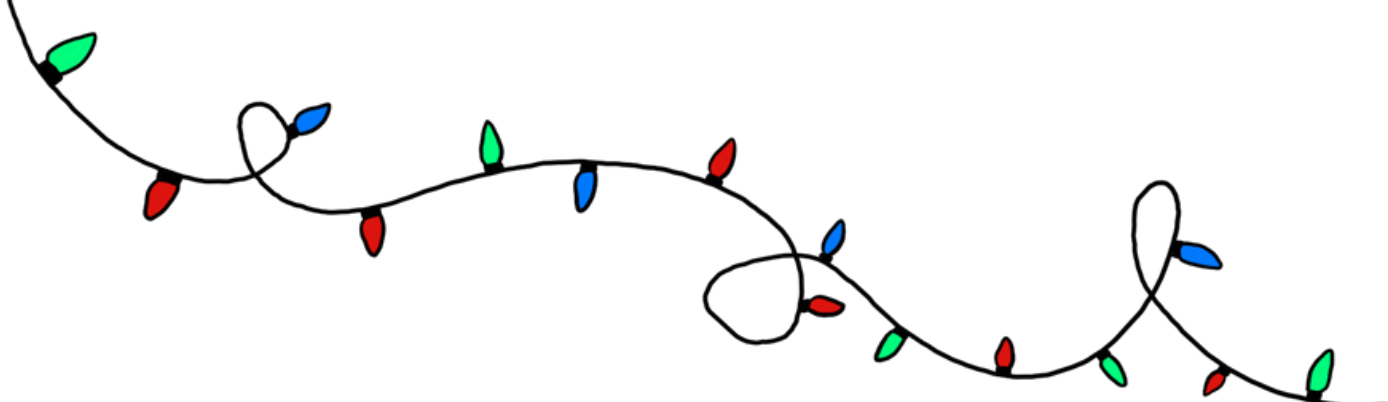


Step 2: Brainstorm a few things you might want to say in each of the five ideas you wrote down (this is the start to your note inside the card!). Swipe for some ideas. If this feels hard right now, skip to step 3!

Here are example idea starters:

- **for "open when you're feeling sad"**
 - **It's okay to feel sad, but I'm sending you a hug!**
 - **for "open when you need a hug"**
 - **THIS IS ME SENDING YOU A HUGE HUG**
 - **for "open when you're missing me"**
 - **I miss you too!!**
 - **for "open when you want to celebrate"**
 - **WOWZA I AM SO PROUD OF YOU**
- 





Step 3: Choose some things to put inside of the cards. Read through the ideas on the next slides. Write down five that you like, you can also come up with your own! (swipe multiple times for things that are free, things that cost money, and things that come with your kit

Things that are free

- **Write a poem**
- **Find a poem write it or print it out and put it inside**
- **Print out some photos of you together (potentially free)**
- **Make a collage to paste inside or to add on a piece of paper inside the card**
- **Stickers from a sticker sheet to your note**
- **Write about favorite memory from the summer/winter/the past**
- **Draw a picture for them to color in or just draw a picture**
- **Make then a word search or crossword online to put inside**
- **Fun facts about something they're interested in look up some jokes and write them inside**
- **Share about something you're looking forward to doing together**
- **Make an acrostic poem with their name**
- **Write them a story**
- **Send a list of recent book or song recs**





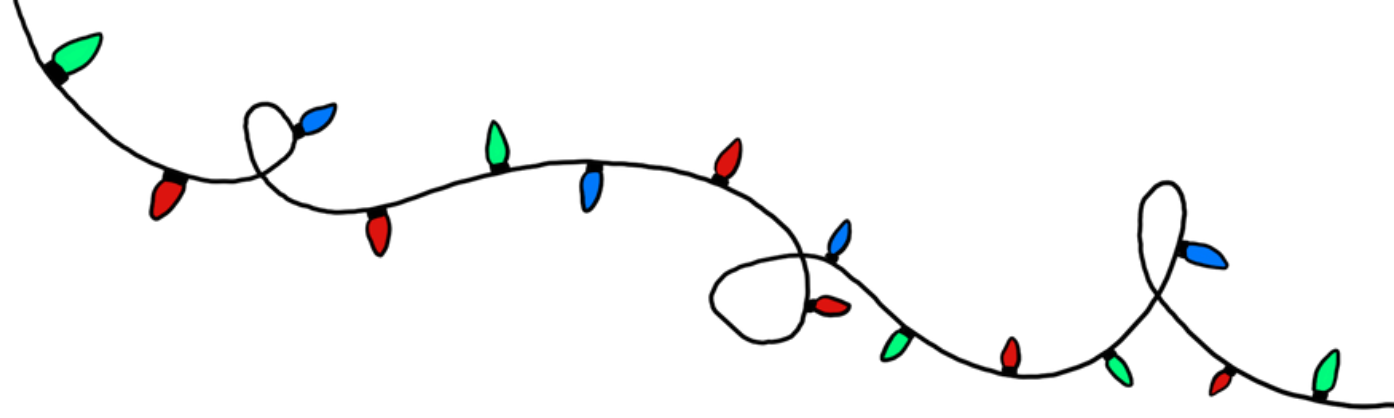
Things that cost money

- Include a print out of an e gift card to somewhere they like
- certificate/email of a donation to an org they support in their name

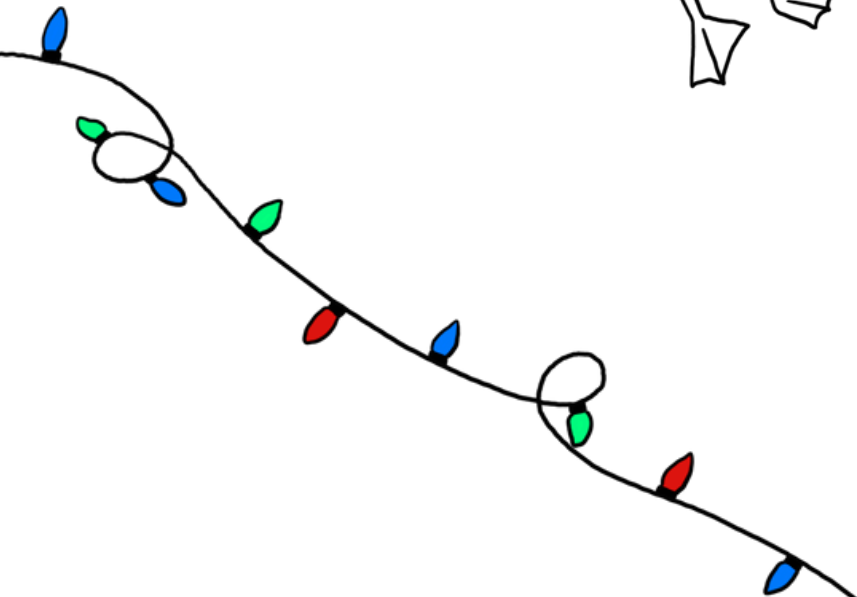

Things that come in your kit depending which one you chose

- Sticker sheet
- Stickers
- A mini print





Yay! You have a plan! now take a break, wait for your package to arrive, or start creating some of the things you want to put inside!



Wombat Wisdoms